

Q'nique 14+



MADE BY
Grace

All the professional features you've ever dreamed of, at a price that makes it **real**.

www.austechwelders.com 08 94977574






quilting accessories.

Now we are pleased to announce a revolutionary new quilting machine, designed to take your quilting experience to a whole new level!


We set out to make the perfect mid-arm quilting machine for the quilting enthusiast. We carefully crafted all of the high-end long-arm features you love into a truly affordable quilting machine.

Q'nique
14+





**Standard
Size Block**



**Q'nique
Size Block**

The extended length and height of the work area on the Grace Q'nique 14+ gives you the freedom to quilt larger patterns or blocks. The Q'nique features 15 inches of throat space from the needle to the back of the work area.



All the professional features you've ever dreamed of, at a price that makes it real

The latest sewing technology, right at your fingertips.

We designed the control of the quilting machine to be as quilter-friendly as possible. All major functions and settings can be controlled right from the handles and easily navigated through the full-color display.



6 Quick-Access Buttons



Vivid

Full Color
OLED Screen





Superior Stitching

The Q'nique features a powerful motor, delivering up to 1,800 stitches- per-minute.

It also includes built-in stitch regulation (a high-end feature normally found only on more expensive long-arm quilting machines.) The Q'nique has been precisely encoded for a beautiful, consistent stitch. Stitch regulation is available on three of the four different stitch modes to give you maximum control over your quilting.



Precision

**High-Resolution
Encoders**



1,800

Stitches Per Minute

Stitch Mode

Precise Mode:

In “precise” mode, you control the stitch per inch (SPI) setting for consistently sized stitches. Stitch regulation adjusts the stitch speed as you quilt faster or slower. Precise Mode stops stitching when you stop moving the machine.

Stitch Mode

Cruise Mode:

In “cruise” mode, you set the SPI as well as a minimum stitch speed. Regulation adjusts to keep stitches consistent, but whenever you stop or slow your movements, the machine will continue to stitch at the minimum set speed.

Stitch Mode

Manual Mode:

“Manual” mode lets you control the stitch speed of the quilting machine. With the buttons on the handle bars, you can increase or decrease the constant speed. This is great for detailed or intricate stitching.

Stitch Mode

Baste Mode:

“Baste” mode is perfect for when you want to do some long basting stitches on the edges of your quilt. You can set the basting stitch length to short, medium or long.



Superior Stitching

*Built-in
stitch regulation
for beautifully consistent stitches*



Powerful
Increased Stitch Speed

Perfectly paired with a quilting frame



Q'nique 14+ Quilting Frame

The perfect companion to the Q'nique Quilter

The Q'nique 14+ Quilting Frame has been designed by the Grace Company to perfectly accommodate the Q'nique machine. With steel and cast-alloy components, the frame is light, yet one of the sturdiest and longest-lasting frames ever designed. The frame has been made easy to assemble, and easy to load with your quilt layers. This is a no-baste frame designed to make your quilting projects easier, more convenient, and more beautiful.

Q'nique 14+ Quilting Frame Features

Sets up in sizes: King or crib

Frame length: 66 to 126 inches

Quilt sizes up to: 104 inches

Frame material: Steel and cast-alloy

Rail material: Steel

Leveling Feet: Included

Track type: Dual-Wheel
(For improved carriage motion)

Optional Accessory: Fourth rail for batting

Grace Professional Track System

The smooth dual-wheel track system improves machine motion and accuracy, giving you more control of fine, detailed stitching.



Frame Compatibility List

Already own a quilting frame? The Q'nique machine will work with many existing frames. When you buy a Q'nique, it will come with everything you need to make it work seamlessly with one of the frames on this list.

Grace Company Frames

- Majestic Frame
- Gracie King
- Gracie Queen
- SR-2 Quilter
- Pinnacle Frame
- GMQ Pro*
- Little Gracie II*

Other Brand Frames

- Next Generation*
- iQuilt Frame
- Bernina Frame
- Imperial (Dual-Wheel version)

*Requires Professional Carriage Upgrade

or on a sit-down table



Q'nique 14+ Sit-Down Table

For the home quilter

Get all the power of the Q'nique's professional features while free-motion quilting from the comfort of your favorite chair. The space-saving sit-down table is perfect for smaller quilting rooms, and still gives you the advantage of a full 15" throat length. High-quality craftsmanship and welded steel legs provide for enhanced stability.



Easy Bobbin Changes

The needle plate in the sit-down table gives you direct access to your bobbin for easy changes and adjustments.

Leveling FeetSystem

Both the sit-down table and the sit-down version of the quilting machine include easily adjustable leveling feet.



Q'nique Sit-Down

Multi-Function Foot Pedal

Triple Functionality:

The sit-down version of the Q'nique Quilter includes a multi-function foot pedal. Besides controlling the stitching speed, you can press the "back kick" button to raise or lower the needle. You can even change the default needle stop position by holding the back kick down for three second.

Features

Illuminate your projects with
LED Lights

Large M-Class Bobbin



Easy-Change Bobbin Case



Automatic Bobbin Winder



Additional Accessory Ports



Dual Thread Cone Towers



Accessories



1

Laser Stylus

The Q'nique Laser Stylus is the easiest way to trace patterns or pantographs while quilting on a machine quilting frame. Just attach the laser stylus to the Q'nique, and position it to trace the desired pattern! The laser can be attached to the front or rear handles, or even on the bottom of the machine, using the included adapter between the wheels.



2

Ruler Base

Use quilting rulers, guides, and templates with your Q'nique by adding this ruler base to your quilting machine. It adds a level, sturdy extension to the base of your quilting machine when using a quilting frame. The ruler base is very easy to attach and remove.



3

Rear Handles

Double the ways you can quilt with your Q'nique by adding rear handles! These let you work from the back of the machine on a quilting frame, and are a must-have item if you wish to follow pantograph patterns or the Plastic Pattern Perfect™ templates from the back of the quilting machine.

Other Available Accessories

All of the following accessories are available from The Grace Company or at the Q'nique website: Qniquequilter.com.

Sewing Machine Accessories

- Quilting machine needles
- Bobbins
- Bobbin case

Accessories For Quilting Frame

- Cloth leaders
- Plastic Pattern Perfect™
- Quilt Clips
- Fourth rail for Q'nique 14+ frame
- Quilter's Creative Touch with QuiltMotion

Quilter's Creative Touch[™] Software



Optional Computer Aided Quilting Software



Pick from over 200 patterns, or design your own.



Adjust and layout blocks, pantographs, or whole quilts.



QuiltMotion quilts your designs with professional accuracy.

Quilter's Creative Touch with QuiltMotion Precision quilting at your fingertips

Enjoy the benefits of a professional automated quilting system in the comfort of your own home with the *Quilter's Creative Touch Software* bundled with *QuiltMotion*! The user-friendly software lets you design and layout patterns, pantographs, and full-quilts on any Windows 8 or later tablet, and QuiltMotion quilts it with professional accuracy.

Other Features

- Powered by QuiltCAD, the most quilter-friendly software available
- Library of over 200 quilt-ready patterns, or design your own
- *Panto Stacker*: Easy pantograph creation and editing
- *Font Stitcher*: Use text and your computer's fonts in pattern designs
- *Virtual Longarm*: Split larger patterns to be sewn by smaller machines
- Trace patterns from your favorite photographs




- Size and position blocks, pantographs, borders, and full quilt layouts
- Runs on your own Windows 8 or later tablet
- Record and save any free-hand quilted patterns to use or edit later
- Easily switch between computer-guided, and free-motion quilting
- Import and export pattern file types from other programs

Technical Specs

Physical Dimensions

Length: 23 inches
Height: 18 inches
Width: 15.5 inches

Tower Height: 11.25 inches
Weight: 42 pounds



Extended Work Area

Length : 15 inches
Height : 8.5 inches



Included Quilting Features

- Built-in stitch regulation
- 6 Bright LED needle lights
- 6 quick-access handle buttons
- Easy-change bobbin case
- Built-in bobbin winder motor
- Dual-cone thread holders
- Commercial grade aluminum body

Screen width: 1.18 inches
Screen Height: 1.18 inches



Sewing Specs

- Maximum sewing speed: 1,800 SPM (Stitches Per Minute)
- Stitches Per Inch: 7-15 SPI
- Built-in stitch regulation
- 3 regulated modes: Precise, cruise, and baste
- Manual speed control
- Over-Speed-Warning (Warns when movement is too fast for current stitch regulation settings)
- Needle threading system: Manual dual thread tension

Screen Menus and Settings

- Start/Stop
- Stitch-Per-Inch (SPI), baste-length, or sewing-speed
- Minimum SPI
- Move needle up or down
- Four stitch modes:
 - Precise (Stitch regulated)
 - Cruise (Stitch regulated)
 - Baste (Stitch regulated)
 - Manual (Manual speed)
- Needle stop position (up/down)

Tools Settings

- Machine diagnostics
- System info
- Stitching time

Preference Settings

- Set default stitch mode
- Turn "over-speed-beep" on/off
- Standard or metric measurements
- Change handle controls between left and right handed

Connectivity

USB
QuiltMotion Port
Encoder Port
Encoder Port
Foot Pedal Port



Other Specs

- Bobbin-type: M-Class bobbin
- Input Voltage: 100-240 VAC
- Power consumption: 300W Max.
- LCD power save: LCD shuts off after 15 minutes of non-use
- Screen language: English
- Optional accessory power ports: 4

Included With Q'nique Quilter

- Front Handles*
- 1x LCD Screen*
- 1x Free Motion Quilting Foot
- 10x Quilting Machine Needles
- 1x Bobbin Case
- 3x M-Class Bobbins
- 1x Thread Mast
- 1x Power Cable
- 1x Sewing Machine Oil
- 1x Lint Brush
- 2x Encoders and encoder cables
- Screwdriver and Allen wrenches

*Sit-down models include a multi-function foot pedal but do not come with handles or an LCD Screen.

Available Accessories

- Rear handles
- Laser stylus
- Ruler base
- Bobbins
- Bobbin case
- Quilting machine needles
- Start-Right cloth leaders
- Grace Plastic Pattern Perfect™
- Quilt Motion with Quilter's Creative Touch Software

For more information, or to ask about pricing, call
08 94977574

or visit www.austechwelders.com to chat with us live!



MADE BY
Grace

The Qnique is manufactured by
The Grace Company

©2015 The Grace Company. All rights reserved.
Qnique is a trade mark of the Grace Company.

Austech welders and sewing machines –
Western Australian distributor

Unit2 / 10 Hendon way Kelmscott Wa 6111

The **Grace**
Company
Fine Quilting Products

08 94977574

www.austechwelders.com

